

Stage 1: Carnival Time

RULES: Practical Shooting Handbook, Latest Edition **COURSE DESIGNER:** Ron Gunar

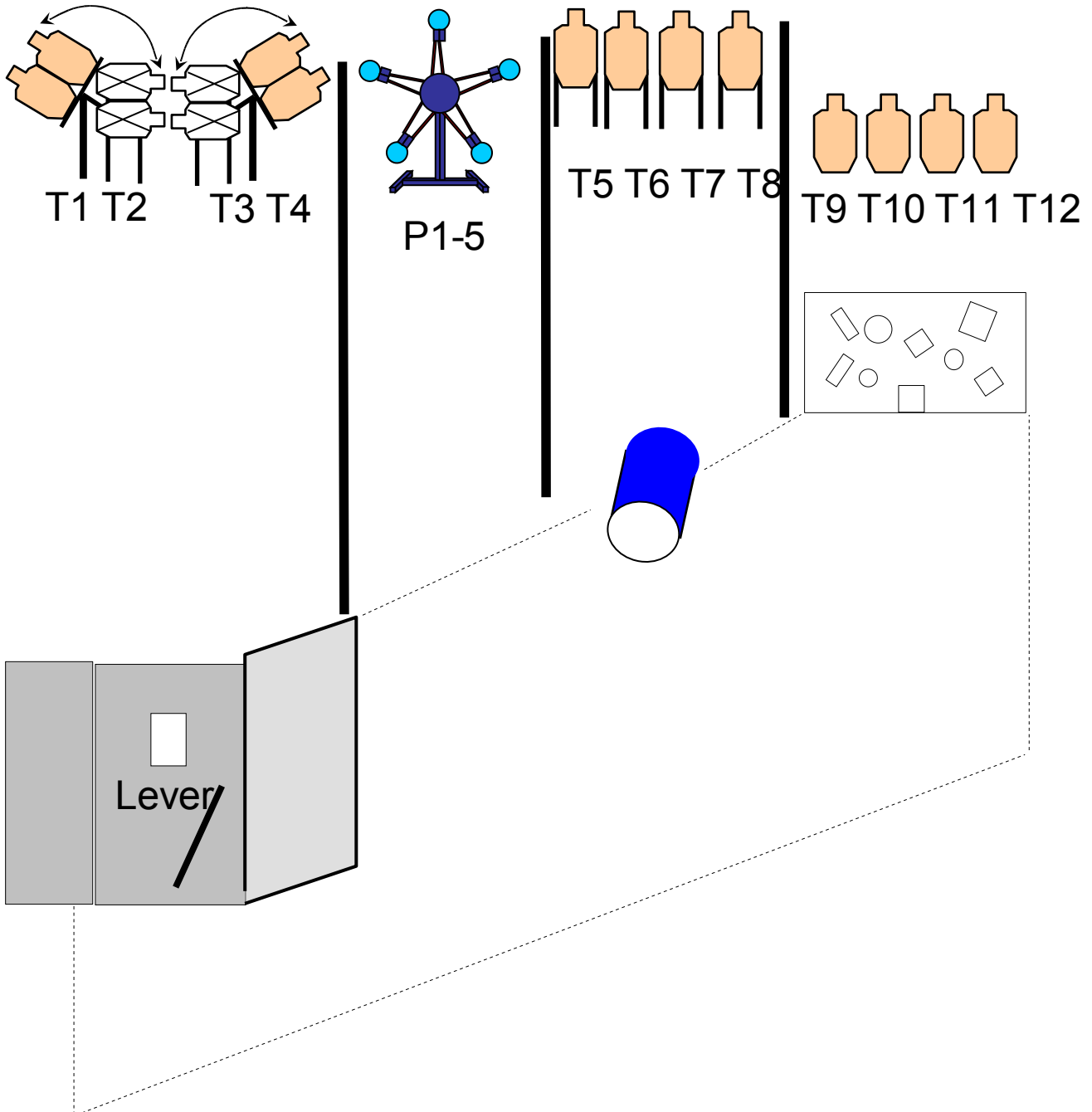
START POSITION: Standing in front of port A, gun loaded and holstered per 8.1.1 and 8.1.2

STAGE PROCEDURE

On start signal pull lever and engage targets as they become visible from within the fault lines. Lever activates swinging targets T1-T4 which remain visible at rest.

SCORING

SCORING: Comstock, 29 rounds, 125 points
TARGETS: 12 Metric, 5 Plates
SCORED HITS: Best 2 per paper, steel down = 1A
START-STOP: Audible - Last shot
PENALTIES: As per current USPSA rule book



SETUP NOTES:

Stage 2: Grand Ave

RULES: Practical Shooting Handbook, Latest Edition **COURSE DESIGNER:** Pete Ahrens

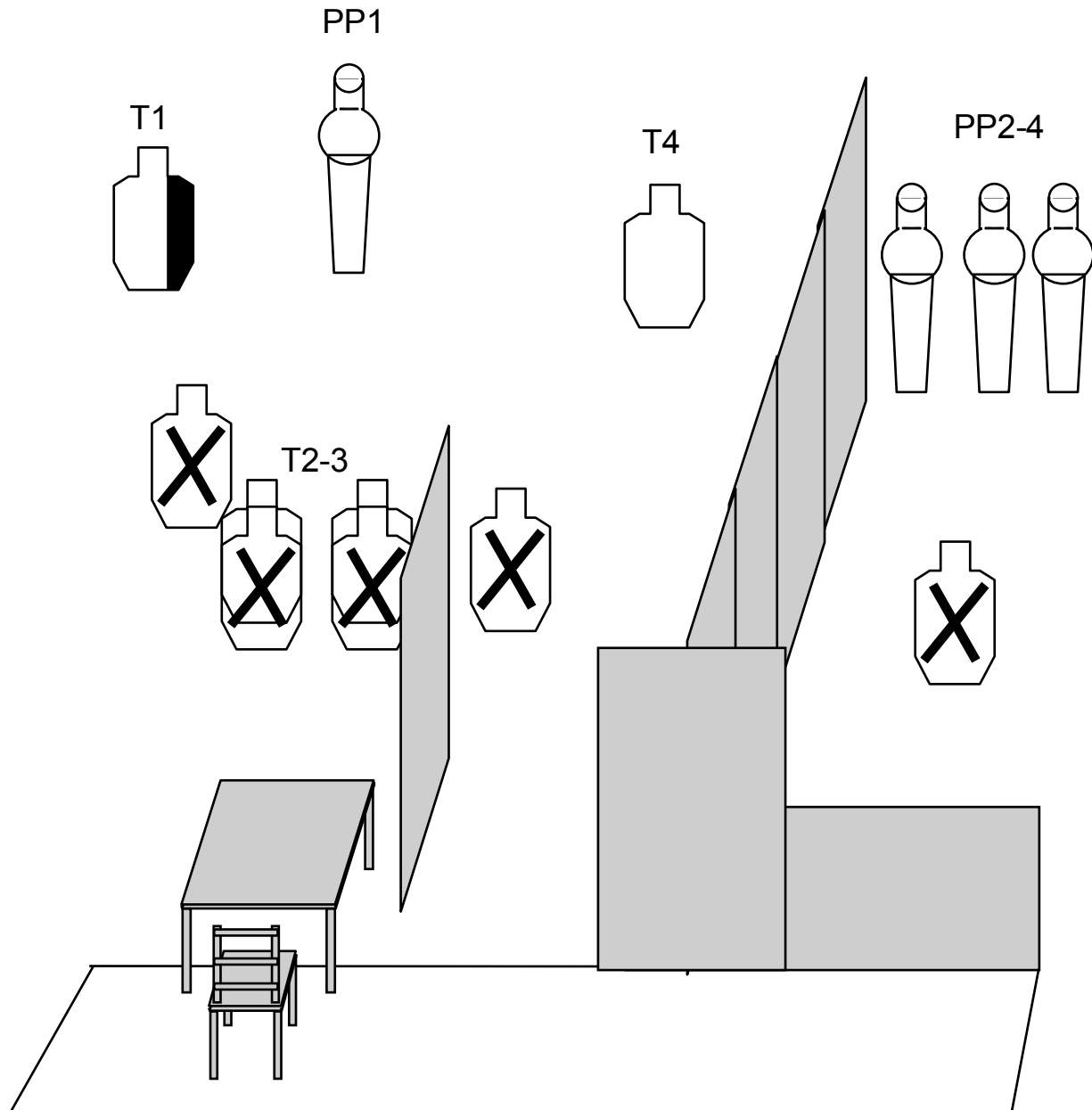
START POSITION: Seated at table, both palms flat on table, gun loaded and holstered per USPSA Rulebook 8.1.1 and 8.1.2.

STAGE PROCEDURE

At audible start, engage all targets as visible from within the fault lines.

SCORING

SCORING: Comstock, 12 rounds, 60 points
TARGETS: 4 Metric, 4 PP
SCORED HITS: Best per IPSC, steel down = 1A
START-STOP: Audible - Last shot
PENALTIES: Procedural. -10
No-shoot hit. -10
Miss. -10



SETUP NOTES:

RO NOTES:



CM 99-48

Tight Squeeze

RULES: Practical Shooting Handbook, Latest Edition **COURSE DESIGNER:** Joe Hudson—Modifications by US Design Team

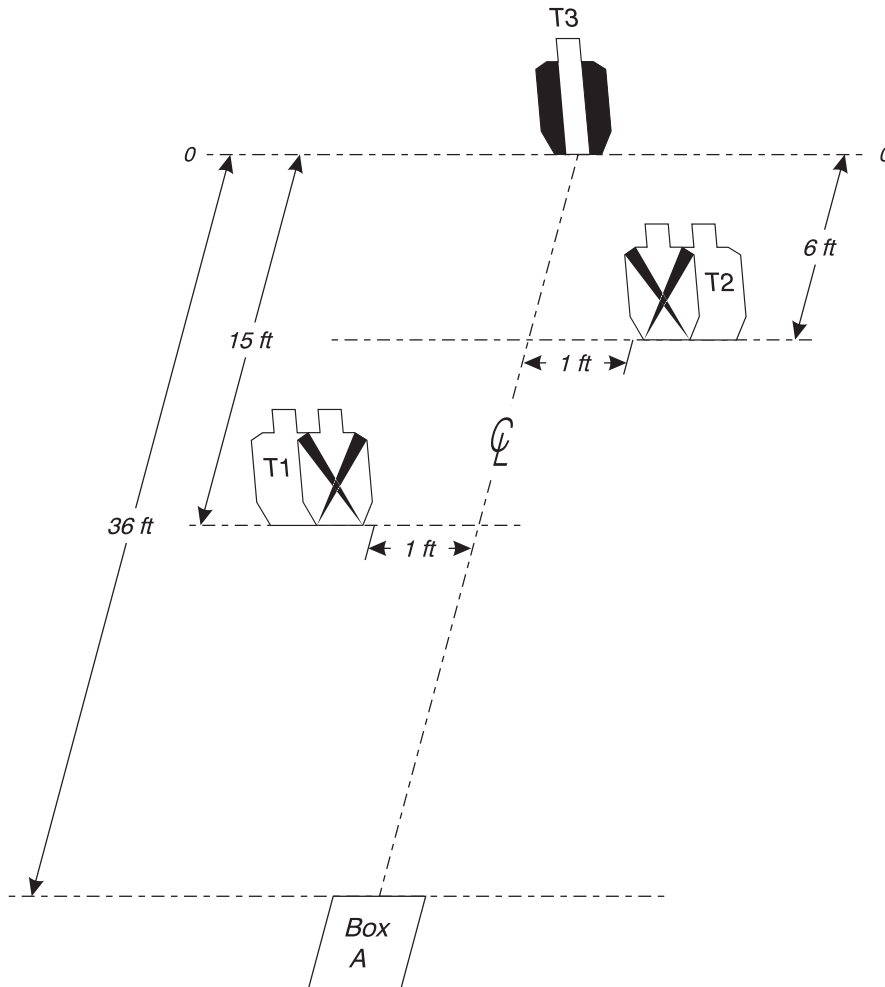
START POSITION: Standing in Box A facing targets, both wrists above respective shoulders. Handgun is loaded and holstered as per ready condition in rule 8.1.1 and 8.1.2.

STAGE PROCEDURE

Upon start signal, from Box A, engage T1-T3 with only two rounds per target, then make a mandatory reload and from Box A re-engage T1-T3 with only two rounds per target.

SCORING

SCORING: Virginia Count, 12 rounds, 60 points
TARGETS: 3 IPSC
SCORED HITS: Best 4/paper
START - STOP: Audible - Last shot
PENALTIES: Per current edition of USPSA Practical Shooting Handbook.
Failure to perform mandatory reload will result in one procedural penalty per shot fired.



SETUP NOTES: Set paper targets to 5 feet high at shoulders. Hard cover on T3 is even with edges of A zone. No-shoots are placed on T1 and T2 so that they



are the same height and that the perforation line of the A zone is overlapped by the perforation of the non-scoring border of the no-shoot. Box A is 3 feet by 3 feet.



The Action Shooting Club
Light My Fire
 Course Designer: Phil Leonard

START POSITION: Standing in box A facing downrange

GUN READY CONDITION: loaded, holstered per rules

SCORING: Comstock, 25 rounds, 120 points

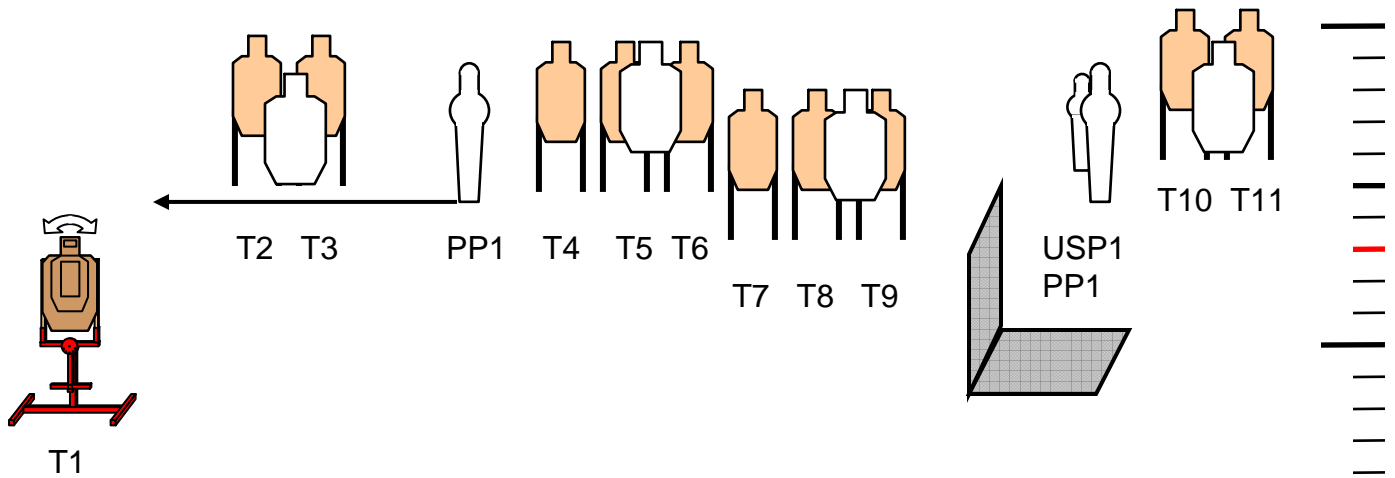
TARGETS: 11 Metric, 2 PP, 1 USP

STAGE PROCEDURE: Upon start signal, engage targets as required to score from within fault lines.

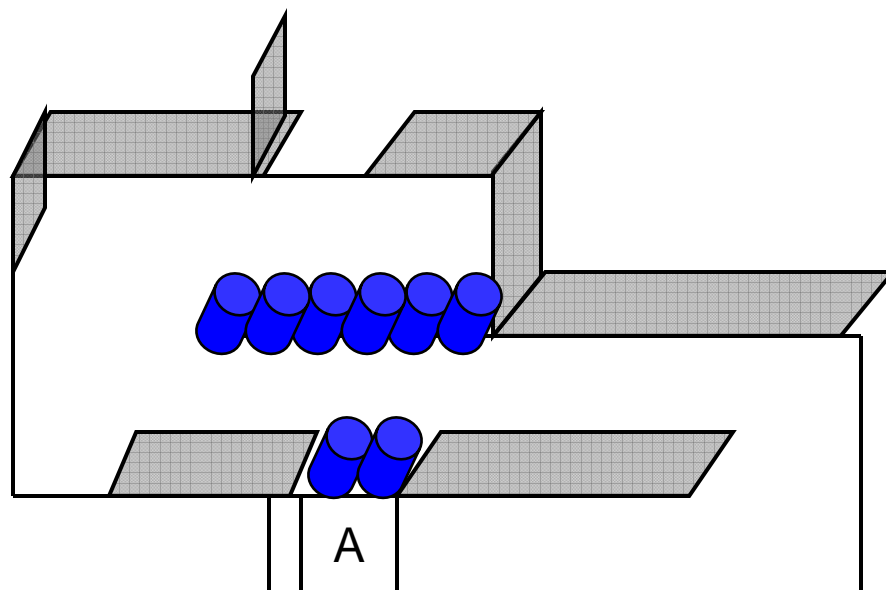
SCORED HITS: Best 2 per paper

START-STOP: Audible - Last shot

RULES: USPSA current edition



T4,5,6 visible from Box A but NOTHING else. PP1 Activates T1.



Stage 5: Watch Ur 6

RULES: Practical Shooting Handbook, Latest Edition **COURSE DESIGNER:** Tanja Hofner

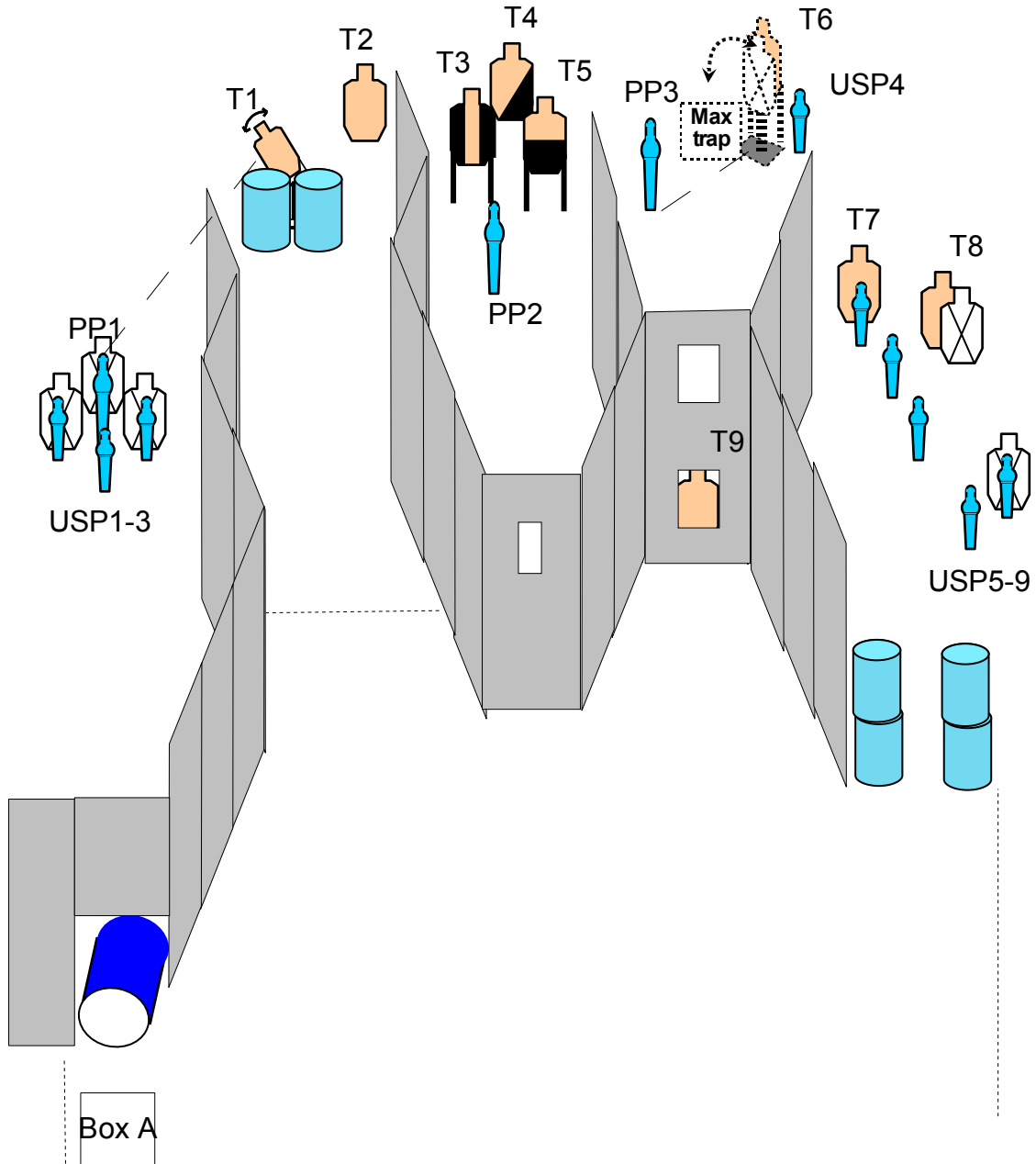
START POSITION: Standing in Box A, facing up range, both wrists above shoulders (surrender position), gun is loaded and holstered as per 8.1.1 and 8.1.2.

STAGE PROCEDURE

Upon start signal engage targets as they become visible from within the fault lines. PP1 activates swinging target T1 which remains visible at rest. PP3 activates maxtrap T6 which remains visible at rest.

SCORING

SCORING: Comstock, 30 rounds, 150 points
TARGETS: 9 Metric, 3 PP, 9 USP
SCORED HITS: Best 2 per paper, steel down = 1A
START-STOP: Audible - Last shot
PENALTIES: As per current USPSA rule book



SETUP NOTES:

Stage 6: Runaround

RULES: Practical Shooting Handbook, Latest Edition **COURSE DESIGNER:** Phil Leonard

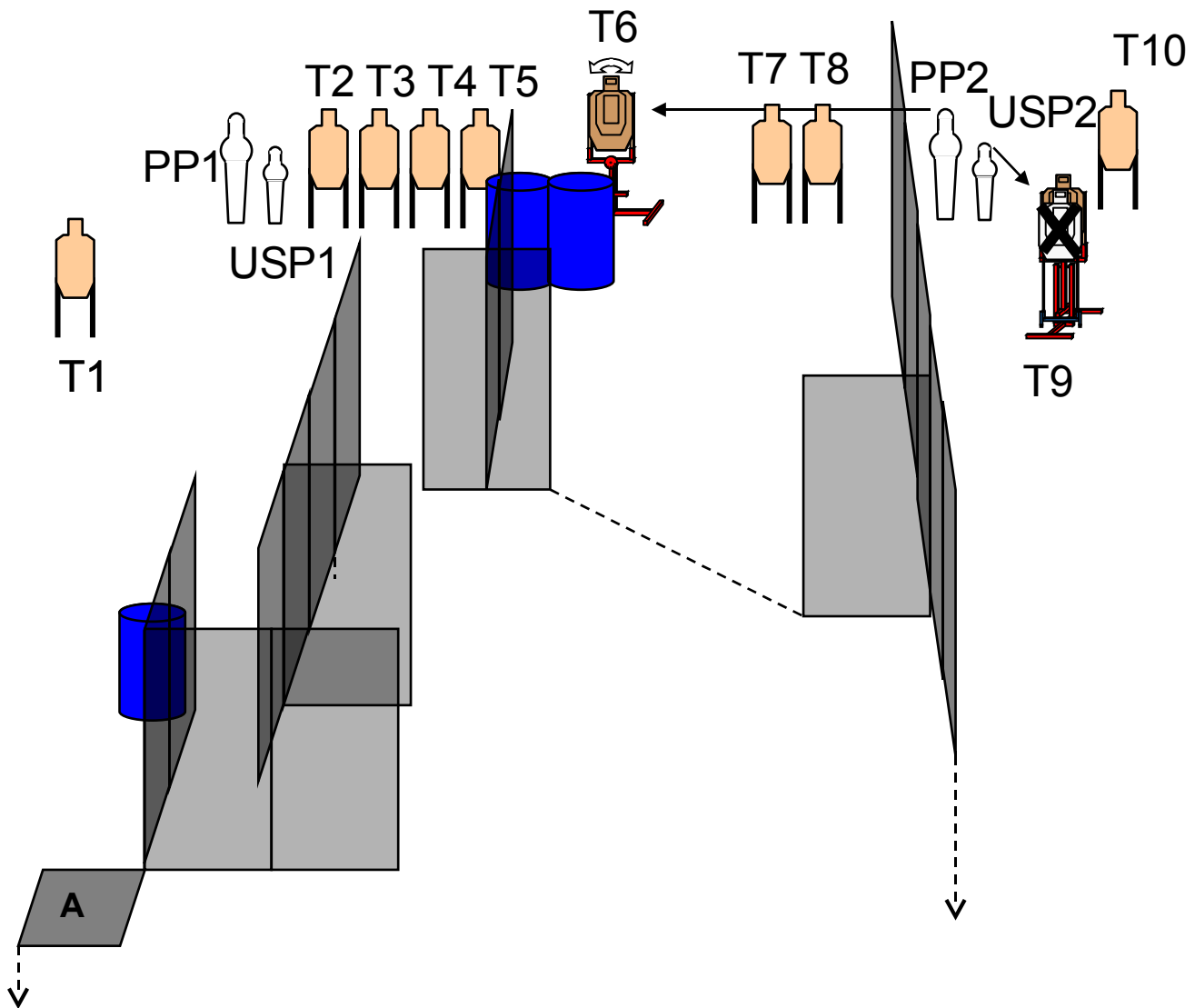
START POSITION: Standing in Box A hands relaxed at sides facing downrange, gun loaded and holstered as per rule 8.1.1 and 8.1.2.

STAGE PROCEDURE

Upon start signal, engaged targets as and when visible from within the fault lines, box A is within fault lines. USP 2 activates maxtrap T9 which remains visible at rest. PP2 activates swinger T6 which remains visible at rest.

SCORING

SCORING: Comstock, 24 rounds, 120 points
TARGETS: 10 Metric, 2 PP, 2 USP
SCORED HITS: Best 2 per paper, steel down = 1A
START-STOP: Audible - Last shot
PENALTIES: As per current USPSA rule book



SETUP NOTES: